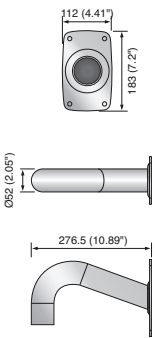
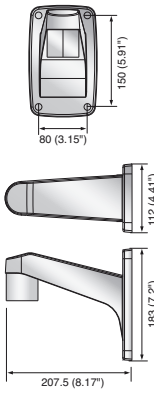
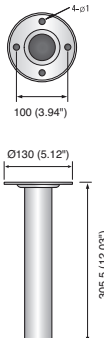
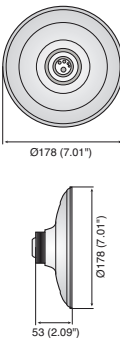
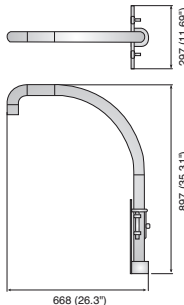
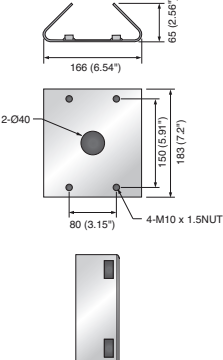
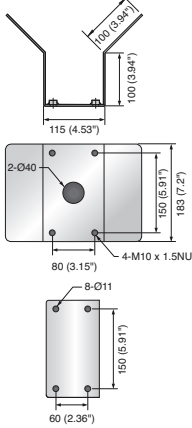


PTZ/Dome Mounts

							
	SCX-300WM	SBP-300WM1	SBP-300CM SCX-300CM	SBP-300HM1 SCX-300HM1	SBP-300LM SCX-300LM	SBP-300PM SCX-300PM	SBP-300KM SCX-300KM
Materials	Aluminum + SECC	Aluminum die-casting	Aluminum + SECC	Aluminum	Aluminum + SECC	SECC	SECC
Dimensions (WxHxD)	112 x 183 x 276.5mm (4.41" x 7.2" x 10.89")	112 x 183 x 207.5mm (4.41" x 7.2" x 8.17")	Ø130 x 305.5mm (Ø5.12" x 12.03")	Ø178 x 53mm (Ø7.01" x 2.09")	297 x 897 x 668mm (11.69" x 35.31" x 26.3")	166 x 183 x 65mm (6.54" x 7.2" x 2.56")	115 x 183 x 100mm (4.53" x 7.2" x 3.94")
Weight	850g (1.87 lb)	800g (1.76 lb)	700g (1.54 lb)	500g (1.1 lb)	3.5Kg (7.72 lb)	1.4Kg (3.09 lb)	2.2Kg (4.85 lb)
Color	SCX series : Light gray / SBP series : Ivory						
Applicable Model	SCP-3430H/2430H SCP-3250H/2250H SCP-3120VH SNP-3120VH SBP-300HM1 SCX-300HM1 SBP-37	SCP-3430H/2430H SCP-3250H/2250H SCP-3120VH SNP-3120VH SBP-37	SCP-3430H/2430H SCP-3250H/2250H SCP-3120VH SNP-3120VH SBP-300HM1 SCX-300HM1 SBP-37	▼ SCX-300HM1 SCP-3430/2430 SCP-3250/2250 SCV-3120/2020/3080/2080 SNV-5080/5010/3120/3080 ▼ SBP-300HM1 SCP-3120V/3120/2120 SNP-3120V/3120	SCP-3430H/2430H SCP-3250H/2250H SCP-3120VH SNP-3120VH SBP-300HM1 SCX-300HM1 SBP-37	SBP-300WM1 SCX-300WM	SBP-300WM1 SCX-301WM

Dimensions

Unit : mm (inch)

 <p>SCX-300WM</p>	 <p>SBP-300WM1</p>	 <p>SBP-300CM SCX-300CM</p>	 <p>SBP-300HM1 SCX-300HM1</p>	 <p>SBP-300LM SCX-300LM</p>	 <p>SBP-300PM SCX-300PM</p>	 <p>SBP-300KM SCX-300KM</p>
---	---	--	--	---	--	--