

WISeNET

SÍŤOVÁ KAMERA

Stručná příručka

PNV-A6081R/PND-A6081RV/PND-A6081RF



Important

Please check 'Manuals' from our website, before connecting to the Supply,
<https://www.hanwha-security.com/en/data-center/download-data/>

We recommend to use the officially compatible VMS version or latest Hanwha NVR version when integrating with VMS or Hanwha NVR.



Hanwha Techwin cares for the environment at all product manufacturing stages, and is taking measures to provide customers with more environmentally friendly products.

The Eco mark represents Hanwha Techwin's devotion to creating environmentally friendly products, and indicates that the product satisfies the EU RoHS Directive.



Correct Disposal of This Product (Waste Electrical & Electronic Equipment)

(Applicable in the European Union and other European countries with separate collection systems)

This marking on the product, accessories or literature indicates that the product and its electronic accessories (e.g. charger, headset, USB cable) should not be disposed of with other household waste at the end of their working life. To prevent possible harm to the environment or human health from uncontrolled waste disposal, please separate these items from other types of waste and recycle them responsibly to promote the sustainable reuse of material resources.

Household users should contact either the retailer where they purchased this product, or their local government office, for details of where and how they can take these items for environmentally safe recycling.

Business users should contact their supplier and check the terms and conditions of the purchase contract.

This product and its electronic accessories should not be mixed with other commercial wastes for disposal.



Correct disposal of batteries in this product

(Applicable in the European Union and other European countries with separate battery return systems.)

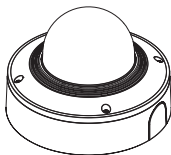
This marking on the battery, manual or packaging indicates that the batteries in this product should not be disposed of with other household waste at the end of their working life. Where marked, the chemical symbols Hg, Cd or Pb indicate that the battery contains mercury, cadmium or lead above the reference levels in EC Directive 2006/66. If batteries are not properly disposed of, these substances can cause harm to human health or the environment.

To protect natural resources and to promote material reuse, please separate batteries from other types of waste and recycle them through your local, free battery return system.

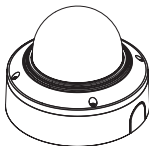
SAFETY INFORMATION



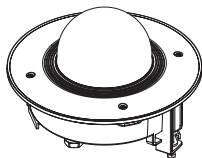
**Venkovní bezpečnostní
kopulovitá kamera
PNV-A6081R**



**Vnitřní bezpečnostní kopulovitá
kamera
PND-A6081RV**





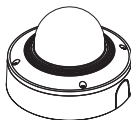
**Vestavěná kopulovitá kamera
PND-A6081RF**



COMPONENT

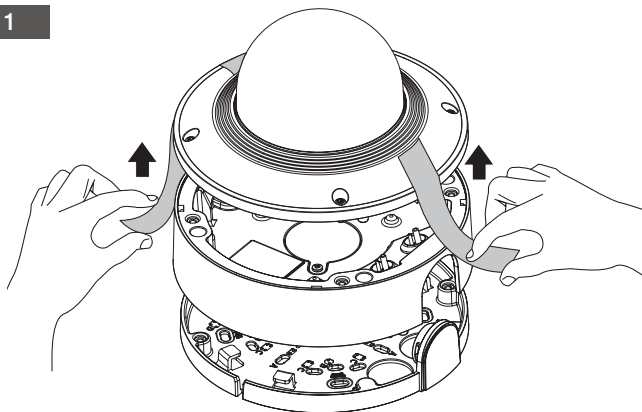
Příslušenství není pro všechny země prodeje stejné.

- PNV-A6081R

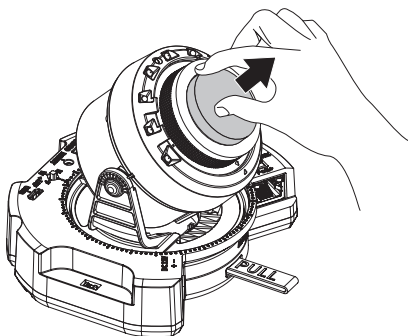


INSTALLATION

1



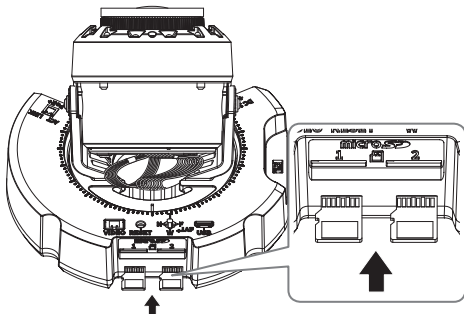
2



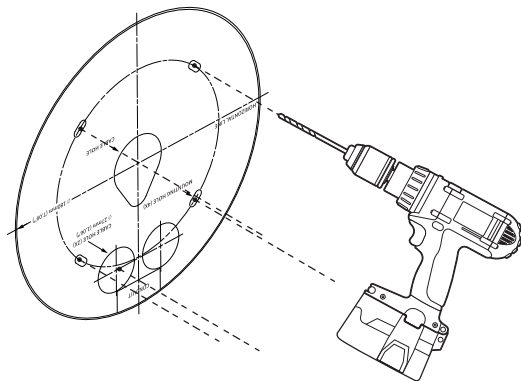
INSTALLATION

3

- Nezahrnuto: Micro SD karta



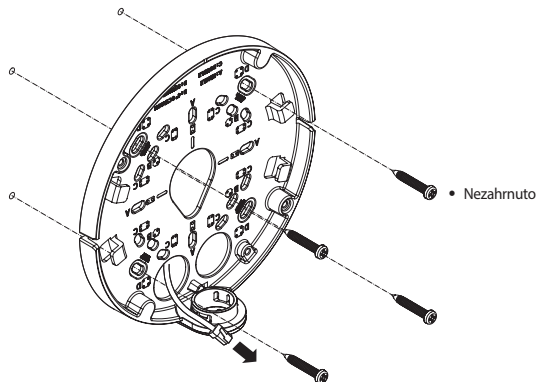
4



INSTALLATION

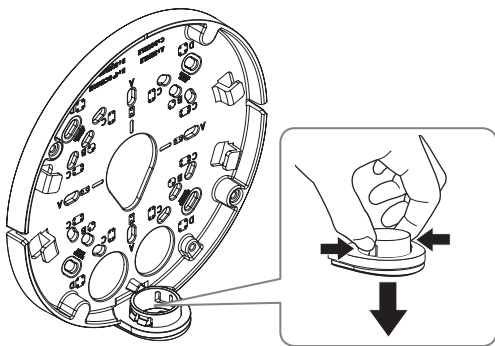
5

- Přímá instalace na zeď/strop

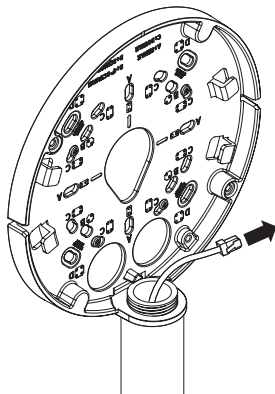


6-1

- Instalace pomocí trubky



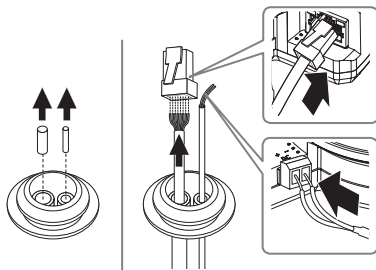
6-2



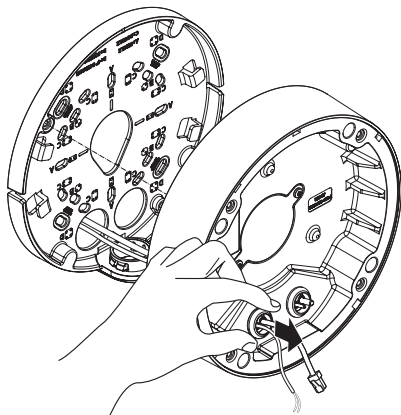
INSTALLATION

7-1

- Instalace kabelů síťových/napájení

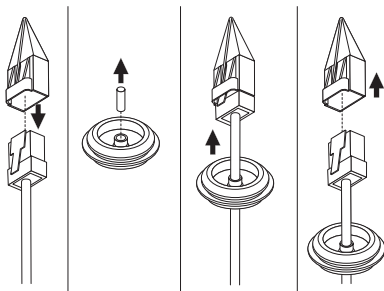


7-2

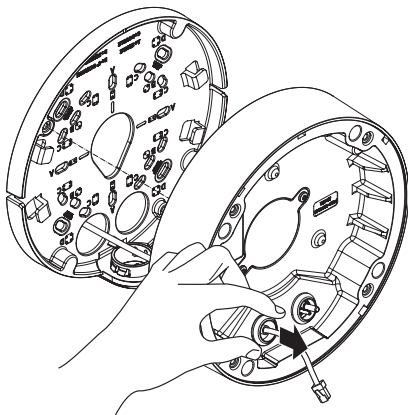


INSTALLATION

8-1

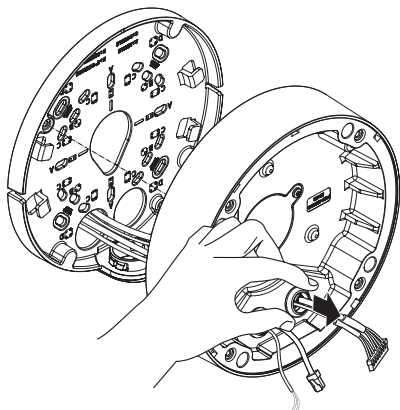


8-2

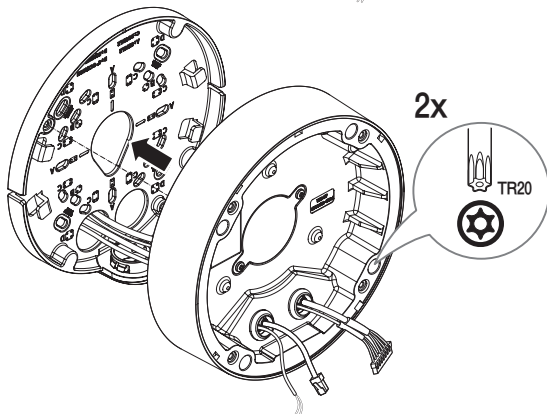


INSTALLATION

9



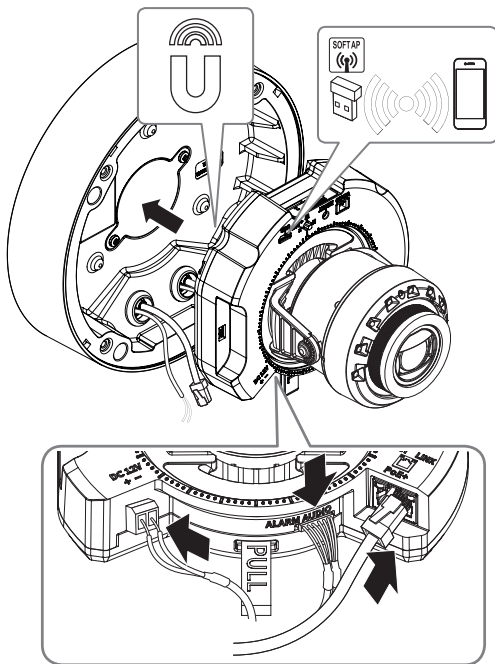
10



INSTALLATION

11

- Nezahrnuto: Kľíčenka Wi-Fi, adaptér OTG

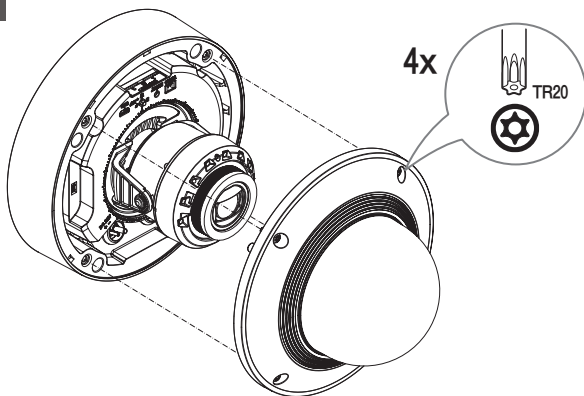


INSTALLATION

12

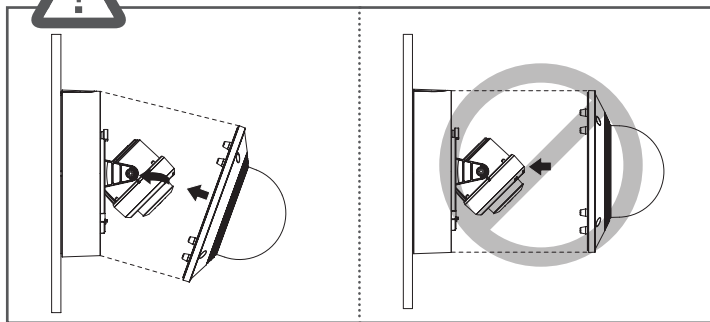


13

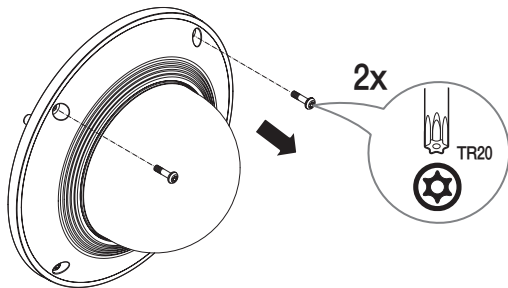


14

INSTALLATION

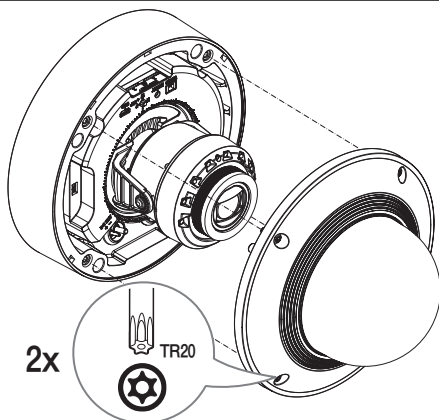


14-1 • Použití ochranné krytky

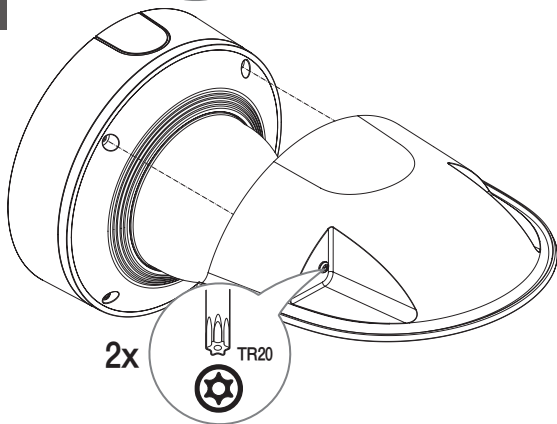


INSTALLATION

14-2



14-3


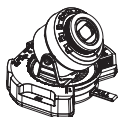
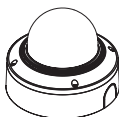




COMPONENT

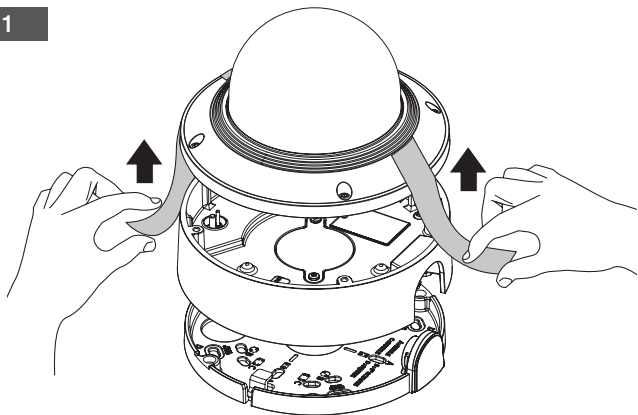
Príslušenství není pro všechny země prodeje stejné.

- PND-A6081RV

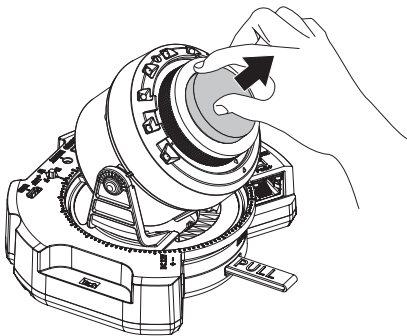


INSTALLATION

1



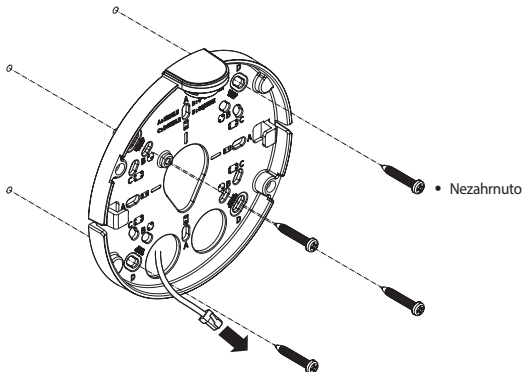
2



INSTALLATION

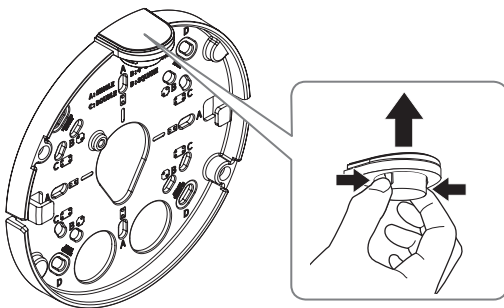
5

- Přímá instalace na zeď/strop



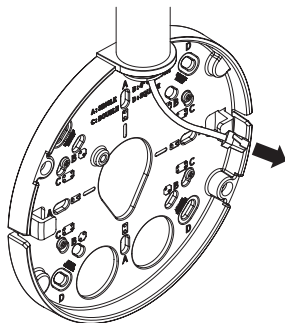
6-1

- Instalace pomocí trubky



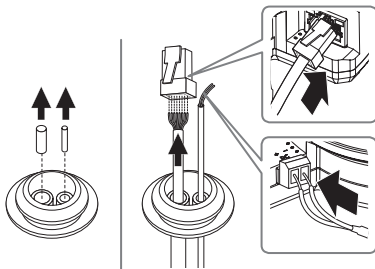
INSTALLATION

6-2



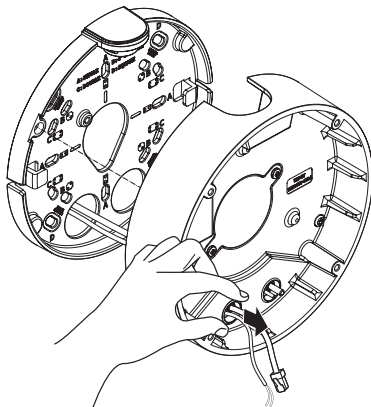
7-1

- Instalace kabelů síťových/napájení

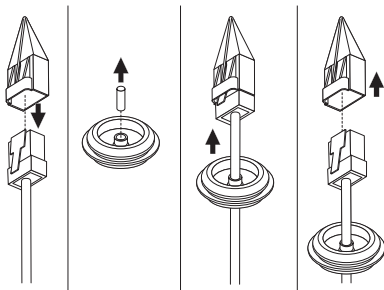


INSTALLATION

7-2

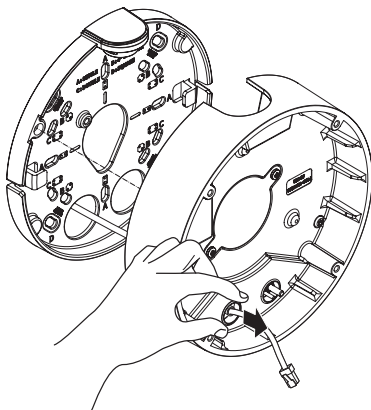


8-1

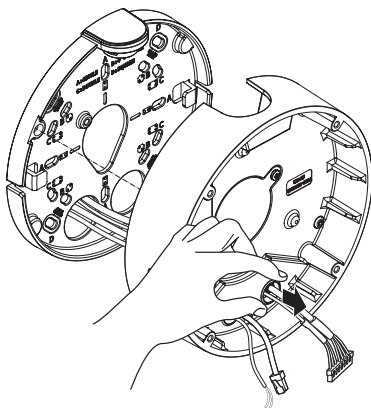


INSTALLATION

8-2

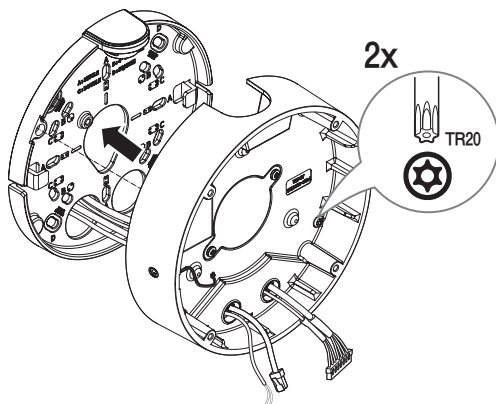


9



INSTALLATION

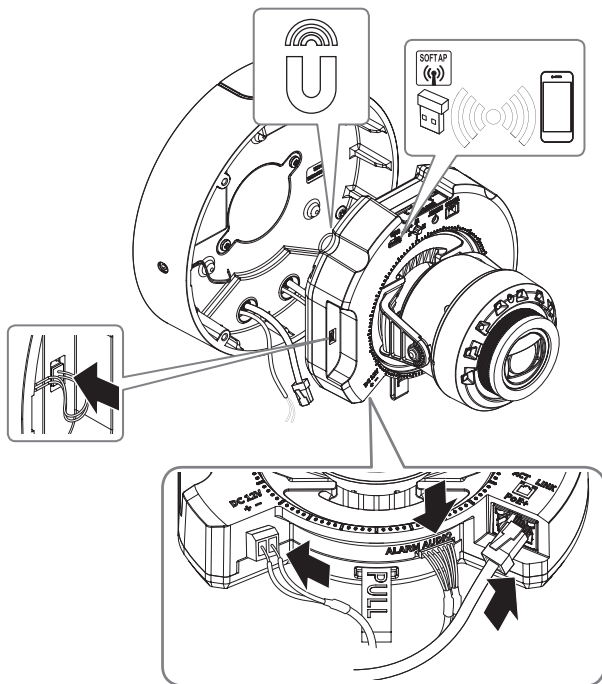
10



INSTALLATION

11

- Nezahrnuto: Klíčenka Wi-Fi, adaptér OTG

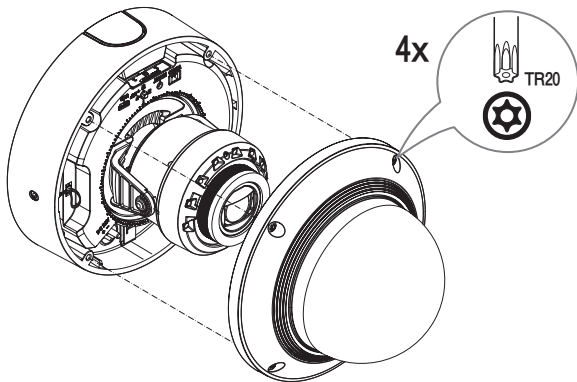


INSTALLATION

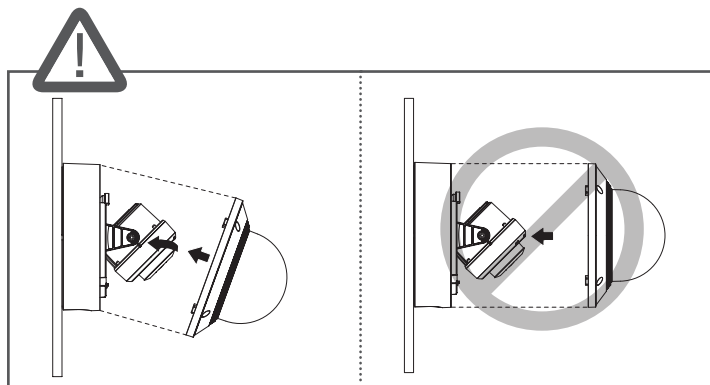
12



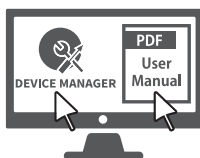
13



INSTALLATION




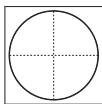

14



COMPONENT

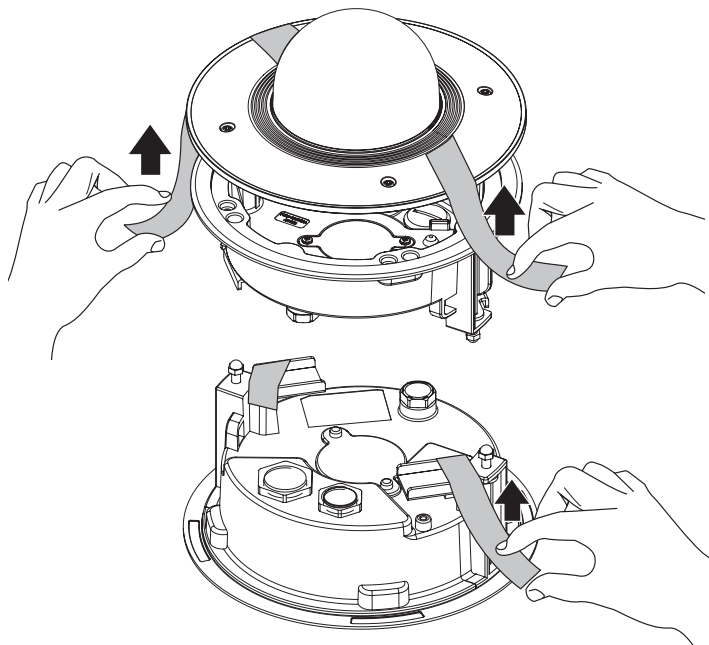
Příslušenství není pro všechny země prodeje stejné.

- PND-A6081RF



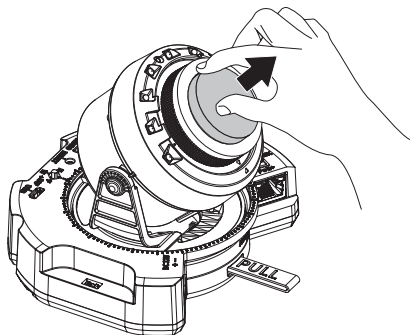
INSTALLATION

1



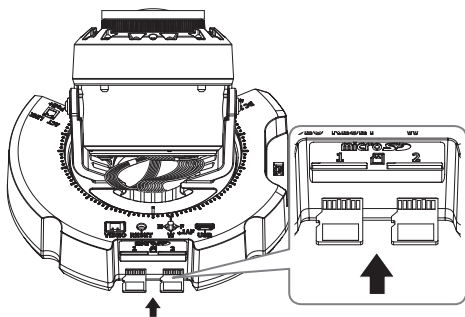
INSTALLATION

2



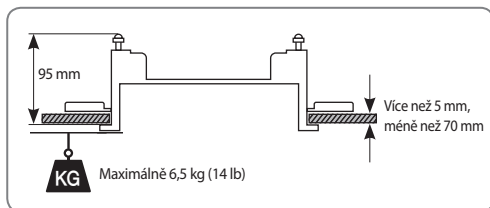
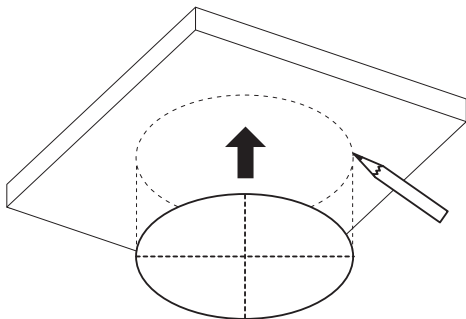
3

- Nezahrnuto: Micro SD karta



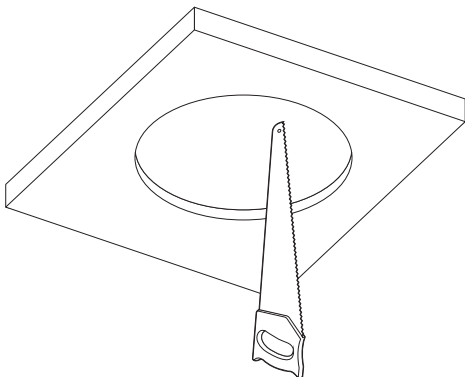
INSTALLATION

4



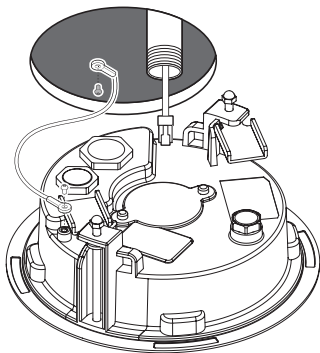
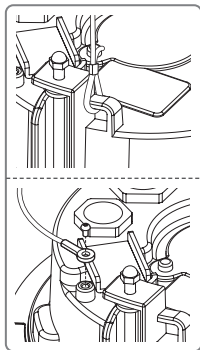
INSTALLATION

5



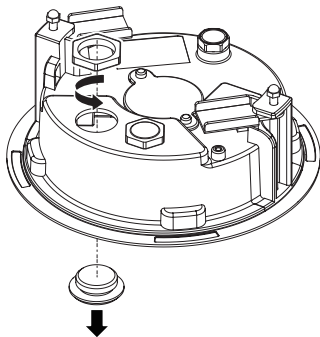
6

- Nezahrnuto: Bezpečnostní kabel

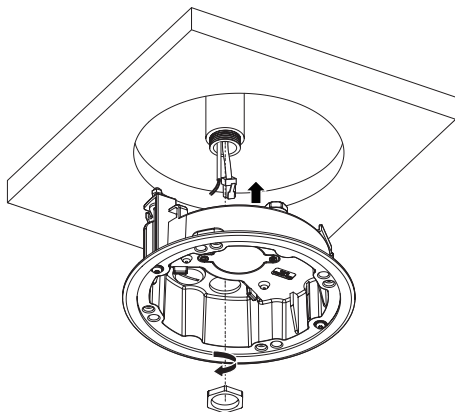


INSTALLATION

7



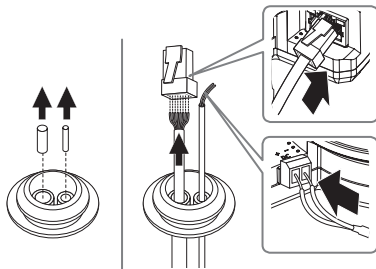
8



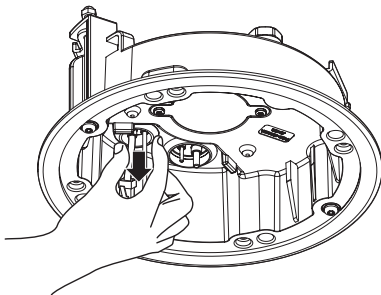
INSTALLATION

9-1

- Instalace kabelů síťových/napájení

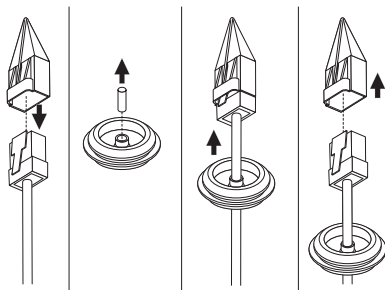


9-2

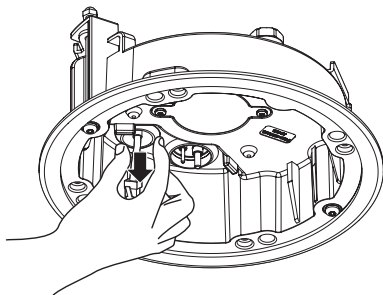


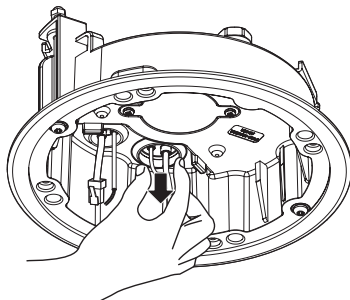
INSTALLATION

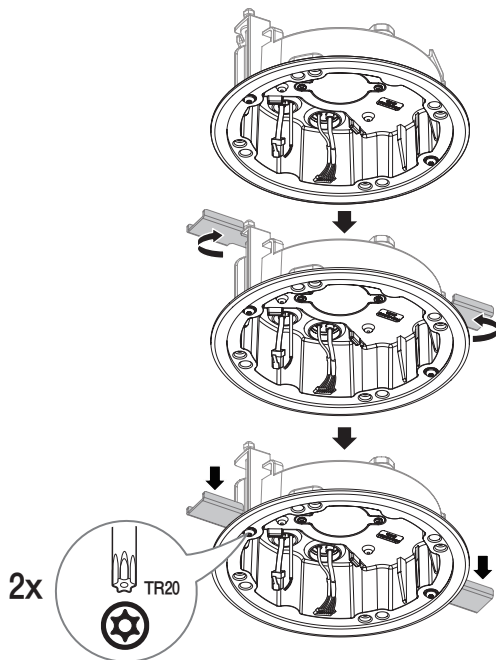
10-1



10-2



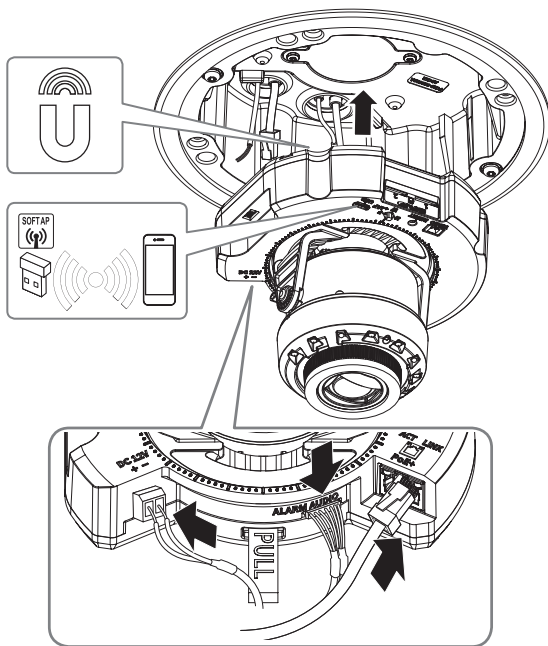




INSTALLATION

13

- Nezahrnuto: Klíčenka Wi-Fi, adaptér OTG

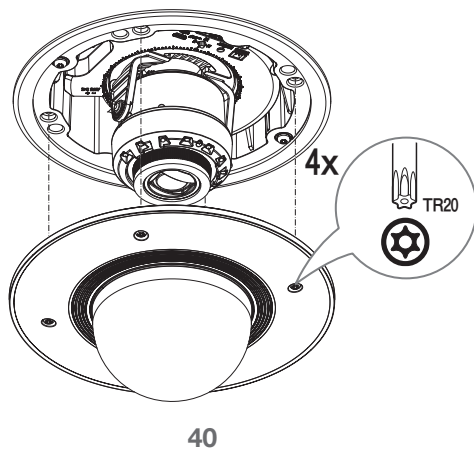


INSTALLATION

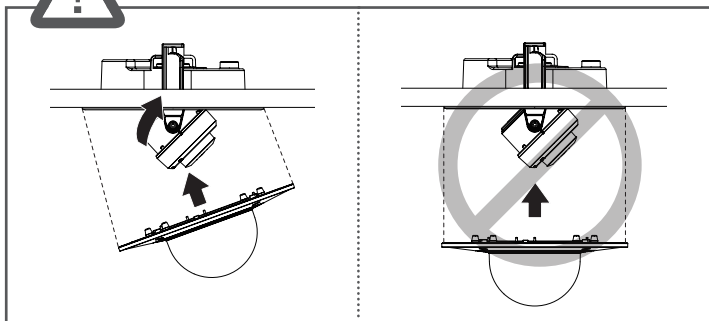
14



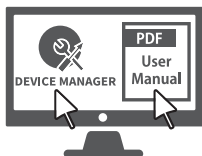
15



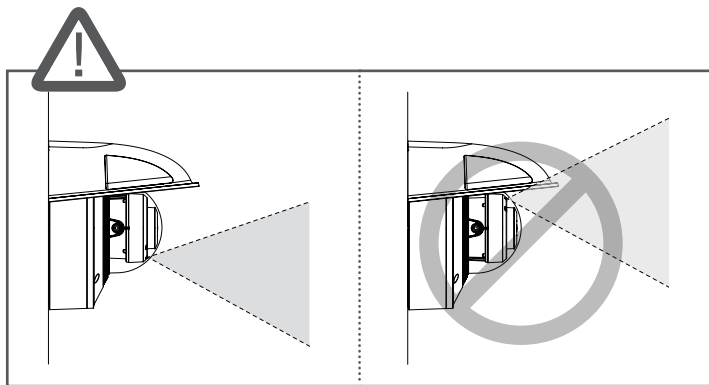
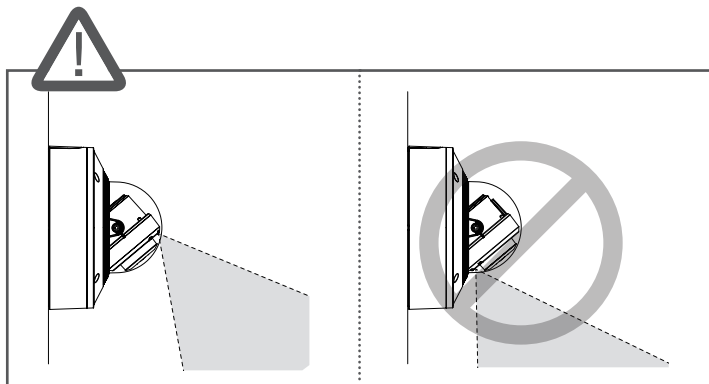
INSTALLATION



16



INSTALLATION



NASTAVENÍ HESLA

Při prvním otevření produktu musíte zaregistrovat přihlašovací heslo.

Administrator password change

New password

Confirm new password

- If the password is 8 to 16 characters long, then it must include a combination of at least 3 of the following character types: alphabet letters with uppercase or lowercase, numbers, and special characters.
- If the password is longer than 10 characters, then it must include a combination of at least 2 of the following character types: alphabet letters with uppercase or lowercase, numbers, and special characters.
- User name may not be used as password.
- The following special characters can be used: ~!@#\$%^&*()_+={}|[]?./
- You may not use more than 4 consecutive characters. (example: 1234, abcd, etc.)
- You may not use the same character 4 or more times consecutively. (example: 1111, aaaa, etc.)

Apply



- U nového hesla s 8 nebo 9 znaky musíte použít alespoň 3 z následujících: velká písmena/malá písmena, čísla a speciální znaky. U hesla s 10 až 15 znaky musíte použít alespoň 2 typy z dříve uvedeného.

- Povolené speciální znaky: ~!@#\$%^&*()_+={}|[]?./

- Pro vyšší zabezpečení nedoporučujeme při zadávání hesla opakovat stejné znaky nebo po sobě jdoucí klávesy.
- Pokud jste ztratili své heslo, stiskněte tlačítko [RESET] a spustíte produkt. Neztratíte tedy své heslo, použijte poznámkový blok nebo si ho zapamatujte.

PŘIHLÁŠENÍ

Při pokusu o přístup ke kameře se zobrazí okno pro přihlášení. Pro přístup ke kameře zadejte uživatelské jméno a heslo.

- 1 Vepište „admin“ do vstupního pole <User Name>.
- 2 Zadejte heslo do pole <Password>.
- 3 Klepněte na tlačítko [Sign in].

PŘIPOJOVÁNÍ K WIFI

Nastavení kamery

- 1 Zapojte adaptér OTG (Spinový) a klíč WiFi do konektoru microUSB.

Nastavení telefonu

- 1 Proveďte instalaci instalační aplikace Wisenet.
- 2 Po zapnutí WiFi vyberte SSID kamery.
- 3 Spustíte instalační aplikaci Wisenet.
- 4 Když se přihlásíte ke kameře, video se připojí.
 - Video se bude během původního připojení přehrávat bez přihlášení.
- 5 Během sledování videa na smartphonu můžete nastavit úhel zobrazení.



Подлежит использованию по назначению
в нормальных условиях
Срок службы : 7 лет.

Türkiye Distribütörü

EDS Elektronik Destek Sanayi ve Ticaret Ltd. Şti.

Meclis Mah. Teraziler Cad. Hayran Sk. (Eskisi Kılıç Sk.) No: 4 Sancaktepe / İstanbul / Türkiye

Tel +90.216.313.25.15 Faks +90.216.528.45.98

Koyuncu Elektronik Bilgi İşlem Sistemleri San. ve Dış. Tic. A.Ş.

Emek Mah. Ordu Cad. No:18 Sancaktepe / İstanbul / Türkiye

Tel +90.216.528.88.88 Faks +90.216.313.18.18

NFS Teknoloji ve Otomasyon Sistemleri San. Ve Tic. Ltd. Şti.

Cumhuriyet Mah Şair M.Akif Ersoy Sk. No:36 Üsküdar / İstanbul / Türkiye

Tel +90.216.505.82.28 Faks +90.216.505.82.29

Sensonet Teknoloji Elekt. ve Biliş. Hiz. San. ve Tic. Ltd. Şti.

Ramazanoğlu Mah. Transtek Cad. No: 2 Pendik / İstanbul / Türkiye

Tel +90.216.999.49.49 Faks +90.212.381.61.02

ENTES ELEKTRONİK CİHAZLAR İMALAT VE TİC. A.Ş.

Dudullu Org.San.Bölğ. 1. Cad. No:23 34776 Ümraniye - İstanbul / Türkiye

Tel +90.216.313.01.10 Faks +90.216.314.16.15

Cihazın Ticaret Bakanlığıınca önerilen ortalama ömrü

Cihazın EEE yönetmeliklerine uygun olduğuna benzer beyan

한화테크윈(주)

경기도 성남시 분당구 판교로 319번길 6 (삼평동 701)

영 업 TEL 070-7147-8771~9 A/S 및 기술문의 1588-5772

부산영업소 TEL 051-796-3216

대구영업소 TEL 053-742-3098

광주영업소 TEL 062-941-9559

대전영업소 TEL 042-489-9840

www.hanwha-security.com

Head Office

6, Pangyo-ro 319 beon-gil, Bundang-gu, Seongnam-si,

Gyeonggi-do, 463-400 Rep. of KOREA

Tel : +82.70.7147.8753 Fax : +82.31.8018.3740

www.hanwha-security.com

Hanwha Techwin America

500 Frank W. Burr Blvd. Suite 43 Teaneck, NJ 07666

Toll Free : +1.877.213.1222 Direct : +1.201.325.6920

Fax : +1.201.373.0124

www.hanwhasecurity.com

Hanwha Techwin Europe

Heriot House, Heriot Road, Chertsey, Surrey, KT16 9DT, United Kingdom

Tel : +44.1372.235663 Fax : +44.1932.57.8101

www.hanwha-security.eu

Hanwha Techwin(Tianjin) Co.Ltd

Room 3F2C302, microelectronics investment service center, no.1 qianxuesen road,
microelectronics industrial park, Tianjin economic and technological development area, China

联系电话(免费客服热线) : 800.818.1212 / 400.690.6677

www.hanwha-security.cn

Hanwha Techwin Middle East FZE

JAFZA View 18, 20th floor, office 2001, 2002, 2003, Downtown Jebel Ali,

Dubai, United Arab Emirates

www.hanwha-security.com

Hanwha Techwin Vietnam Hanoi Office

28th Floor, Handico Building, Pham Hung Street, Me Tri ward, Nam Tu Liem District, Hanoi City, Vietnam

Tel : +84.91.982.40.88

www.hanwha-security.com



PT01-005728A